

N2XSEY 3 x (25-300) mm² 3.6/6 kV

Cu / XLPE / CTS / PVC

(Copper Conductor, XLPE Insulated, Copper Tape Screen, PVC Sheathed)

Standard Specification : SNI IEC 60502-2 : 2009, IEC 60502-2 : 2014

Construction Data


Nom. Cross Section Area	Overall Diameter approx.	Cable Weight approx.
mm ²	mm	kg/km
25	37.0	1,868
35	39.5	2,275
50	42.5	2,778
70	46.5	3,577
95	50.0	4,517
120	54.0	5,422
150	57.5	6,406
185	61.5	7,662
240	67.5	9,664
300	74.0	11,852

Application :

Indoors, cable trunking, outdoors and in ground;
For power stations, industry and switchgear.

Special Features on Request

- Tin Coated Copper Conductor
- Oil Resistance
- UV Resistance
- Flame Retardant Cat. A, B, C
- Flame Retardant Non Category
- Anti Termite
- Anti Rodent
- Low Smoke Zero Halogen
- Nylon Coated



Note :

Conductor Shape

25 - 300 sqmm supplied in compacted circular stranded (cm) conductor shape

Tin Coated Copper Conductor

Electrical properties for tin coated copper conductor will be submitted upon request

Standard Packing

25 - 70 sqmm supplied in wooden drum @ 1000 m

95 - 300 sqmm will be supplied in wooden drum on available length

Length Tolerance per drum ± 2%

Electrical Data

Nom. Cross Sect.	Conductor		Inductance	Current - Carrying Capacity at 30° C *		Short circuit current at 1 sec	
	DC Resistance at 20°C	AC Resistance at 90°C		in air	in ground	Conductor	Screen
	Max. (Ω/km)	Max. (Ω/km)		Max. (A)	Max. (A)	Max. (kA)	Max. (kA)
(mm ²)			(mH/km)				
25	0.727	0.927	0.342	149	145	3.58	1.03
35	0.524	0.668	0.325	181	173	5.01	1.03
50	0.387	0.494	0.313	215	204	7.15	1.03
70	0.268	0.342	0.296	268	249	10.01	1.03
95	0.193	0.247	0.285	325	297	13.59	1.03
120	0.153	0.196	0.276	374	337	17.16	1.03
150	0.124	0.160	0.268	425	378	21.45	1.03
185	0.0991	0.128	0.262	486	426	26.46	1.03
240	0.0754	0.099	0.255	570	492	34.32	1.37
300	0.0601	0.080	0.252	648	551	42.90	1.37

* Further information about rating factor for certain cable arrangement can be found on supplementary technical information

N2XSEY 3 x (25-300) mm² 6/10 kV Cu / XLPE / CTS / PVC

(Copper Conductor, XLPE Insulated, Copper Tape Screen, PVC Sheathed)

Standard Specification : SNI IEC 60502-2 : 2009, IEC 60502-2 : 2014

Construction Data


Nom. Cross Section Area	Overall Diameter approx.	Cable Weight approx.
mm ²	mm	kg/km
25	41.0	2,153
35	44.0	2,618
50	46.5	3,101
70	50.5	3,927
95	55.0	4,957
120	58.5	5,841
150	62.0	6,858
185	66.0	8,132
240	71.5	10,156
300	76.5	12,205

Application :

Indoors, cable trunking, outdoors and in ground;
For power stations, industry and switchgear.

Special Features on Request

- Tin Coated Copper Conductor
- Oil Resistance
- UV Resistance
- Flame Retardant Cat. A, B, C
- Flame Retardant Non Category
- Anti Termite
- Anti Rodent
- Low Smoke Zero Halogen
- Nylon Coated



Note :

Conductor Shape

25 - 300 sqmm supplied in compacted circular stranded (cm) conductor shape

Tin Coated Copper Conductor

Electrical properties for tin coated copper conductor will be submitted upon request

Standard Packing

25 - 50 sqmm supplied in wooden drum @ 1000 m

70 - 300 sqmm will be supplied in wooden drum on available length

Length Tolerance per drum ± 2%

Electrical Data

Nom. Cross Sect.	Conductor		Inductance (mH/km)	Current - Carrying Capacity at 30° C *		Short circuit current at 1 sec	
	DC Resistance at 20°C	AC Resistance at 90°C		in air	in ground	Conductor	Screen
	Max. (Ω/km)	Max. (Ω/km)		Max. (A)	Max. (A)	Max. (kA)	Max. (kA)
25	0.727	0.927	0.368	152	145	3.58	1.03
35	0.524	0.668	0.349	183	173	5.01	1.03
50	0.387	0.494	0.335	218	204	7.15	1.03
70	0.268	0.342	0.316	272	249	10.01	1.03
95	0.193	0.247	0.303	328	297	13.59	1.03
120	0.153	0.196	0.293	377	337	17.16	1.03
150	0.124	0.160	0.284	428	378	21.45	1.03
185	0.0991	0.128	0.277	488	426	26.46	1.37
240	0.0754	0.099	0.267	572	491	34.32	1.37
300	0.0601	0.080	0.261	651	551	42.90	1.37

* Further information about rating factor for certain cable arrangement can be found on supplementary technical information

N2XSEY 3 x (25-300) mm² 8.7/15 kV

Cu / XLPE / CTS / PVC

(Copper Conductor, XLPE Insulated, Copper Tape Screen, PVC Sheathed)

Standard Specification : SNI IEC 60502-2 : 2009, IEC 60502-2 : 2014

Construction Data


Nom. Cross Section Area	Overall Diameter approx.	Cable Weight approx.
mm ²	mm	kg/km
25	47.0	2,592
35	49.5	3,048
50	52.0	3,546
70	56.5	4,463
95	60.0	5,452
120	63.5	6,364
150	67.0	7,401
185	71.5	8,778
240	77.0	10,820
300	82.0	12,912

Application :

Indoors, cable trunking, outdoors and in ground;
For power stations, industry and switchgear.

Special Features on Request

- Tin Coated Copper Conductor
- Oil Resistance
- UV Resistance
- Flame Retardant Cat. A, B, C
- Flame Retardant Non Category
- Anti Termite
- Anti Rodent
- Low Smoke Zero Halogen
- Nylon Coated



Note :

Conductor Shape

25 - 300 sqmm supplied in compacted circular stranded (cm) conductor shape

Tin Coated Copper Conductor

Electrical properties for tin coated copper conductor will be submitted upon request

Standard Packing

25 - 35 sqmm supplied in wooden drum @ 1000 m

50 - 300 sqmm will be supplied in wooden drum on available length

Length Tolerance per drum $\pm 2\%$

Electrical Data

Nom. Cross Sect.	Conductor		Inductance	Current - Carrying Capacity at 30° C *		Short circuit current at 1 sec	
	DC Resistance at 20°C	AC Resistance at 90°C		in air	in ground	Conductor	Screen
	Max. (Ω /km)	Max. (Ω /km)		Max. (A)	Max. (A)	Max. (kA)	Max. (kA)
(mm ²)			(mH/km)				
25	0.727	0.927	0.395	154	145	3.58	1.03
35	0.524	0.668	0.374	186	173	5.01	1.03
50	0.387	0.494	0.359	221	204	7.15	1.03
70	0.268	0.342	0.338	275	249	10.01	1.03
95	0.193	0.247	0.324	332	297	13.59	1.03
120	0.153	0.196	0.312	381	337	17.16	1.03
150	0.124	0.159	0.302	432	378	21.45	1.37
185	0.0991	0.128	0.294	491	425	26.46	1.37
240	0.0754	0.098	0.283	576	491	34.32	1.37
300	0.0601	0.080	0.275	654	551	42.90	1.37

* Further information about rating factor for certain cable arrangement can be found on supplementary technical information

N2XSEY 3 x (50-300) mm² 18/30 kV

Cu / XLPE / CTS / PVC

(Copper Conductor, XLPE Insulated, Copper Tape Screen, PVC Sheathed)

Standard Specification : SNI IEC 60502-2 : 2009, IEC 60502-2 : 2014

Construction Data


Nom. Cross Section Area	Overall Diameter approx.	Cable Weight approx.
mm ²	mm	kg/km
50	69.0	5,294
70	73.5	6,326
95	77.0	7,410
120	81.0	8,466
150	84.5	9,600
185	88.5	11,005
240	93.5	13,151
300	99.0	15,481

Application :

Indoors, cable trunking, outdoors and in ground;
For power stations, industry and switchgear.

Special Features on Request

- Tin Coated Copper Conductor
- Oil Resistance
- UV Resistance
- Flame Retardant Cat. A, B, C
- Flame Retardant Non Category
- Anti Termite
- Anti Rodent
- Low Smoke Zero Halogen
- Nylon Coated



Note :

Conductor Shape

50 - 300 sqmm supplied in compacted circular stranded (cm) conductor shape

Tin Coated Copper Conductor

Electrical properties for tin coated copper conductor will be submitted upon request

Standard Packing

50 - 300 sqmm will be supplied in wooden drum on available length
Length Tolerance per drum $\pm 2\%$

Electrical Data

Nom. Cross Sect.	Conductor		Inductance	Current - Carrying Capacity at 30° C *		Short circuit current at 1 sec	
	DC Resistance at 20°C	AC Resistance at 90°C		in air	in ground	Conductor	Screen
	Max. (Ω/km)	Max. (Ω/km)		Max. (A)	Max. (A)	Max. (kA)	Max. (kA)
(mm ²)			(mH/km)				
50	0.387	0.494	0.421	227	203	7.15	1.37
70	0.268	0.342	0.396	280	248	10.01	1.37
95	0.193	0.247	0.378	338	296	13.59	1.37
120	0.153	0.196	0.364	387	336	17.16	1.37
150	0.124	0.159	0.351	438	377	21.45	1.37
185	0.0991	0.128	0.340	498	425	26.46	1.37
240	0.0754	0.098	0.326	583	491	34.32	1.37
300	0.0601	0.079	0.315	660	552	42.90	1.37

* Further information about rating factor for certain cable arrangement can be found on supplementary technical information

N2XSEY 3 x (35-300) mm² 12/20 kV

Cu / XLPE / CTS / PVC


(Copper Conductor, XLPE Insulated, Copper Tape Screen, PVC Sheathed)
 Standard Specification : SNI IEC 60502-2 : 2009, IEC 60502-2 : 2014

Construction Data

Nom. Cross Section Area	Overall Diameter approx.	Cable Weight approx.
mm ²	mm	kg/km
35	54.5	3,501
50	57.0	4,026
70	61.0	4,917
95	65.0	5,960
120	68.5	6,909
150	72.5	8,039
185	76.5	9,374
240	82.0	11,458
300	86.5	13,563

Application :
 Indoors, cable trunking, outdoors and in ground;
 For power stations, industry and switchgear.

- Special Features on Request**
- Tin Coated Copper Conductor
 - Oil Resistance
 - UV Resistance
 - Flame Retardant Cat. A, B, C
 - Flame Retardant Non Category
 - Anti Termite
 - Anti Rodent
 - Low Smoke Zero Halogen
 - Nylon Coated



Note :

Conductor Shape

35 - 300 sqmm supplied in compacted circular stranded (cm) conductor shape

Tin Coated Copper Conductor

Electrical properties for tin coated copper conductor will be submitted upon request

Standard Packing

35 - 300 sqmm will be supplied in wooden drum on available length
 Length Tolerance per drum ± 2%

Electrical Data

Nom. Cross Sect.	Conductor		Inductance	Current - Carrying Capacity at 30° C *		Short circuit current at 1 sec	
	DC Resistance at 20°C	AC Resistance at 90°C		in air	in ground	Conductor	Screen
	Max. (Ω/km)	Max. (Ω/km)		Max. (A)	Max. (A)	Max. (kA)	Max. (kA)
(mm ²)			(mH/km)				
35	0.524	0.668	0.395	188	173	5.01	1.03
50	0.387	0.494	0.379	223	203	7.15	1.03
70	0.268	0.342	0.357	277	249	10.01	1.03
95	0.193	0.247	0.341	334	297	13.59	1.37
120	0.153	0.196	0.328	384	337	17.16	1.37
150	0.124	0.159	0.318	433	377	21.45	1.37
185	0.0991	0.128	0.308	494	425	26.46	1.37
240	0.0754	0.098	0.296	578	491	34.32	1.37
300	0.0601	0.079	0.287	657	552	42.90	1.37

* Further information about rating factor for certain cable arrangement can be found on supplementary technical information